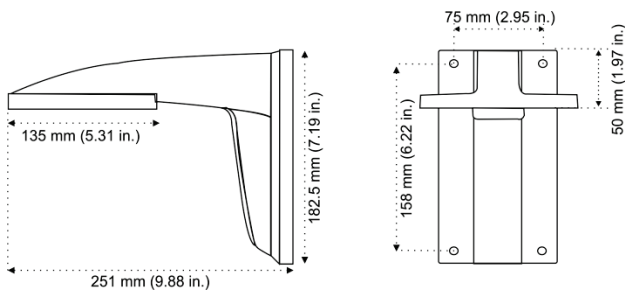


TruVision TVD-M2-WM Dome Wall Mount Installation Instructions

Specifications

Dimensions: 135 × 182.5 × 251 mm (5.31 × 7.19 × 9.88 in.)

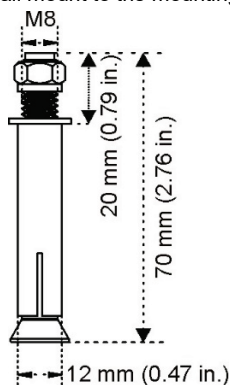


Weight: 580 g (1.28 lb.)

Accessories:

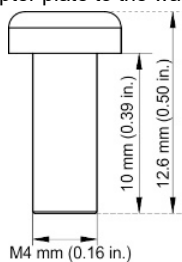
Expansion anchors A: 5 pcs

Used to install the wall mount to the mounting surface.



Screw A: 4 pcs

Used to install the adapter plate to the wall mount.



Supported accessories

The dome wall mount can be used with following TruVision accessories:

- TVD-M-CMA Corner Mount
- TVD-M-PMA Pole Mount
- TVD-SNB-BB Wall Mount Back Box

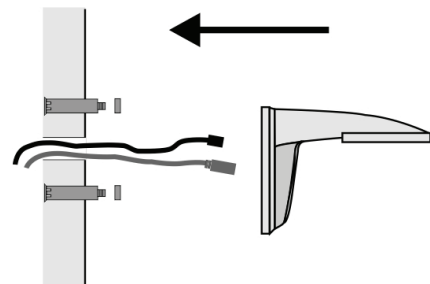
Installation

For detailed instructions, refer to the installation guide for the camera that you are installing. The following requirements are mandatory precautions.

- The wall must be thick enough to install the expansion anchors.
- Ensure that the wall is strong enough to withstand more than eight times the weight of the camera and wall mount.

To attach the wall mount (TVD-M2-WM) to a mounting surface:

1. Choose the appropriate location on the mounting surface. Use the wall mount base to mark the holes for the expansion anchors and to also provide access for the cable harness prior to installing with the mount.
2. Drill holes in the mounting surface and install the four expansion anchors.
3. Route the cables through the wall mount.
4. Secure the wall mount to the mounting surface using the hardware provided with the expansion anchors.



5. To complete camera installation, refer to the installation instructions for the specific camera.

Legal and regulatory information

Copyright © 2021 Carrier. All rights reserved. Specifications subject to change without prior notice.
This document may not be copied in whole or in part or otherwise reproduced without prior written consent from Carrier, except where specifically permitted under US and international copyright law.

Trademarks and patents TruVision names and logos are a product brand of Aritech, a part of Carrier.
Other trade names used in this document may be trademarks or registered trademarks of the manufacturers or vendors of the respective products.

Certification   UK
CA

Contact information EMEA: <https://firesecurityproducts.com>
Australian/New Zealand:
<https://firesecurityproducts.com.au/>

Product documentation Please consult the following web link to retrieve the electronic version of the product documentation. The manuals are available in several languages.

