



# GFE-MCPE-AI-IP67

## ADDRESSABLE MANUAL CALL POINT -OUTDOOR USE

MANUAL 240621



MADE IN PORTUGAL - EU

### GLOBAL FIRE EQUIPMENT S.A.

Sítio da Barracha, Parque Industrial Municipal Caixa Postal 610-A, 8150-017 São Brás de Alportel, Portugal | Tel: +351 289 896 560  
 Mail: info@globalfire-equipment.com | Technical Support: techs@globalfire-equipment.com | www.globalfire-equipment.com

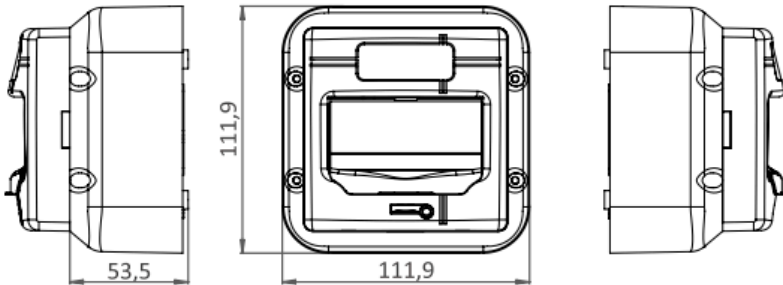
#### TECHNICAL SPECIFICATIONS

OPERATING VOLTAGE	Loop Powered 20V to 30V DC
CURRENT QUIESCENT	650 uA
CURRENT ALARM	3.5 mA
TEMPERATURE: OPERATING / STORAGE	-10°C to +55°C / -30°C to +60°C
STANDARDS	According to EN54-11
PROTECTION	IP67 - Type A - Outdoor Use / Bucins: M20x1.5 IP65 4-9mm (recommended)
CABLE SIZE / MAX. HUMIDITY	0.5-1.5mm <sup>2</sup> / 95% RH Non-Condensing @ 40°C
COLOUR / CASE MATERIAL	Red / ABS & Clear/ PC - Flame Retardant - Rating 94V0
DIMENSIONS - SURFACE MOUNTED	111,9 (W) x 111,9 (H) x 81,3 (D) mm
WEIGHT	262 g includes back box and fixings
COMPATIBILITY	All GFE addressable systems
INSTALLATION	Wall mounting

*For EN54-13 compliance, please check the control panel manual specifications.*

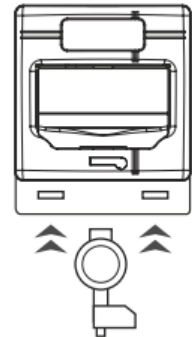
ORDER CODE	DESCRIPTION	CERTIFICATE
<b>GFE-MCPE-AI-IP67</b>	ADD. MANUAL CALL POINT INC. LOOP ISOLATOR, IP67 - OUTDOOR USE	1328-CPR-0376 / 0359-UKCA-CPR-00202

#### MECHANICAL SPECIFICATION



**NOTE:** All dimensions in mm

*To remove use a MCPE Key and undo both clips on bottom of the call point.*



#### D.I.L. SWITCHES CONFIGURATION



**Switches 1-7**  
Used to configure the Manual Call Point address.

**Switch 8**  
Not used.

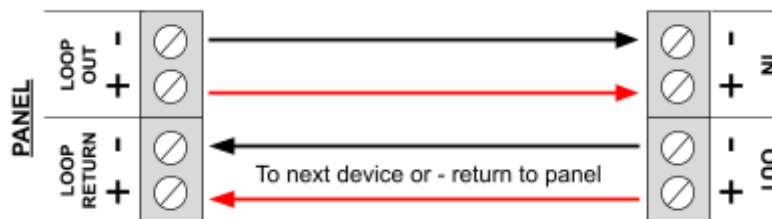
**Address Switches binary weights**

1 ON = 1	4 ON = 8	7 ON = 64
2 ON = 2	5 ON = 16	
3 ON = 4	6 ON = 32	


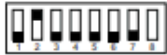



























































































































#### CONNECTIONS

**NOTE:** This device is polarised.

*Please ensure that both loop connections are kept on the same terminal as shown on the diagram.*



ADDRESS SETTINGS

 01	 02	 03	 04	 05	 06	 07	 08
 09	 10	 11	 12	 13	 14	 15	 16
 17	 18	 19	 20	 21	 22	 23	 24
 25	 26	 27	 28	 29	 30	 31	 32
 33	 34	 35	 36	 37	 38	 39	 40
 41	 42	 43	 44	 45	 46	 47	 48
 49	 50	 51	 52	 53	 54	 55	 56
 57	 58	 59	 60	 61	 62	 63	 64
 65	 66	 67	 68	 69	 70	 71	 72
 73	 74	 75	 76	 77	 78	 79	 80
 81	 82	 83	 84	 85	 86	 87	 88
 89	 90	 91	 92	 93	 94	 95	 96
 97	 98	 99	 100	 101	 102	 103	 104
 105	 106	 107	 108	 109	 110	 111	 112
 113	 114	 115	 116	 117	 118	 119	 120
 121	 122	 123	 124	 125			